



الْمَفْعُولُ بِهِ

The Object

Introduction and important points:

1. We have so far looked at verbal sentences made up of two main components:

Verb + Doer

فعل و فاعل

2. We will now look at verbal sentences that contain THREE components:

Verb + Doer + **Object**

فعل و فاعل و مفعول به

3. Look at this example and understand what the “object” is:

2	1
With an Object	Without the Object
The boy heard <u>the teacher</u> .	The boy heard.
The boy wrote <u>the lesson</u> .	The boy wrote.
The man ate <u>an apple</u> .	The man ate.
The carpenter made <u>a chair</u> .	The carpenter made.

4. The underlined word in red is the “object”. The “object” is the person, animal, object etc that the action is done upon.

5. Note the following and notice the clear difference:

2	1
Object مفعول به	Doer فاعل
That word which shows the person, object etc upon whom the action is done upon. <u>The one the action is done upon.</u>	That word which shows the person (etc) doing the action. <u>The one doing the work.</u>

6. In English the object normally always comes after the doer.

7. The Arabic word for object is مَفْعُولٌ بِهِ.

Now look at the following examples and note the Harakah of the مَفْعُولٌ بِهِ.

Example 1:

2	1
سَمِعَ الْوَلَدُ الْمُدْرِسَ . The boy heard the teacher .	سَمِعَ الْوَلَدُ . The boy listened / heard.
فعل و فاعل و مفعول به	فعل و فاعل

Example 2:

2	1
كَتَبَ الطَّالِبُ الدَّرْسَ . The student wrote the lesson .	كَتَبَ الطَّالِبُ . The student wrote.
فعل و فاعل و مفعول به	فعل و فاعل

Example 3:

2	1
يَصْنَعُ النَّجَّارُ الْكُرْسِيَّ. The carpenter is making <u>the chair</u> .	يَصْنَعُ النَّجَّارُ. The carpenter is making.
فعل و فاعل و مفعول به	فعل و فاعل

Example 4:

2	1
يَأْكُلُ الرَّجُلُ تَفَّاحًا. The man is eating <u>an apple</u> .	يَأْكُلُ الرَّجُلُ. The man is eating.
فعل و فاعل و مفعول به	فعل و فاعل

Notes.

1. Look at the above examples.
2. In examples number 2, the sentence contains an additional word after the Doer.
3. The sentences in examples number 2 consist of a VERB + DOER + **OBJECT**.
4. We translate the doer first – as it comes first in English, then the verb and then finally the object.
5. The most important point to note is the Harakah: *the object will contain a Fatha.*

Conclusion

As a conclusion, note that all of the following will contain a Fatha.

Type of sentence <i>Nominal or Verbal</i>	Example		
جملة اسمية	إِنَّ الْمَوْزَ لَذِيذٌ .	اسم / إِنَّ	1
جملة فعلية	كَانَ الْمَوْزُ لَذِيذًا .	خبر / كَانَ	2
جملة فعلية	يَأْكُلُ الرَّجُلُ الْمَوْزَ .	مفعول به	3

The doer when inside the verb

Note the following examples, where the Doer is inside the verb. You will learn more about this later on.

2 The doer inside the verb.	1 The doer when an apparent noun.	
حَمَلَ الْكِتَابَ . He carried <u>the book</u> .	حَمَلَ الطَّالِبُ الْكِتَابَ .	1
يَحْمِلُ حَقِيْبَةً . He is carrying <u>a bag</u> .	يَحْمِلُ الطَّالِبُ حَقِيْبَةً .	2
تَحْمِلُ حَقِيْبَةً . She is carrying <u>a bag</u> .	تَحْمِلُ الطَّالِبَةُ حَقِيْبَةً .	3
تَفْهَمُ الدَّرْسَ . She is understanding <u>the lesson</u> .	تَفْهَمُ الْبِنْتُ الدَّرْسَ .	4
لَا يَشْرَبُ الْعَصِيْرَ . He is not drinking <u>the juice</u> .	لَا يَشْرَبُ الطَّيِّبُ الْعَصِيْرَ .	5

Arabic is a delicate language!

1. Arabic is a “delicate language”.
2. This means that without changing the order of the words, the meaning of a sentence can change considerably by simply altering the Harakah. In English, the altering / changing of the actual “word order” changes the meaning. Example:



I am going to eat after school.

The meaning of this sentence will only change if you alter the order of the words:

I am school going to eat after.

After altering the order of the words this sentence no longer makes sense.

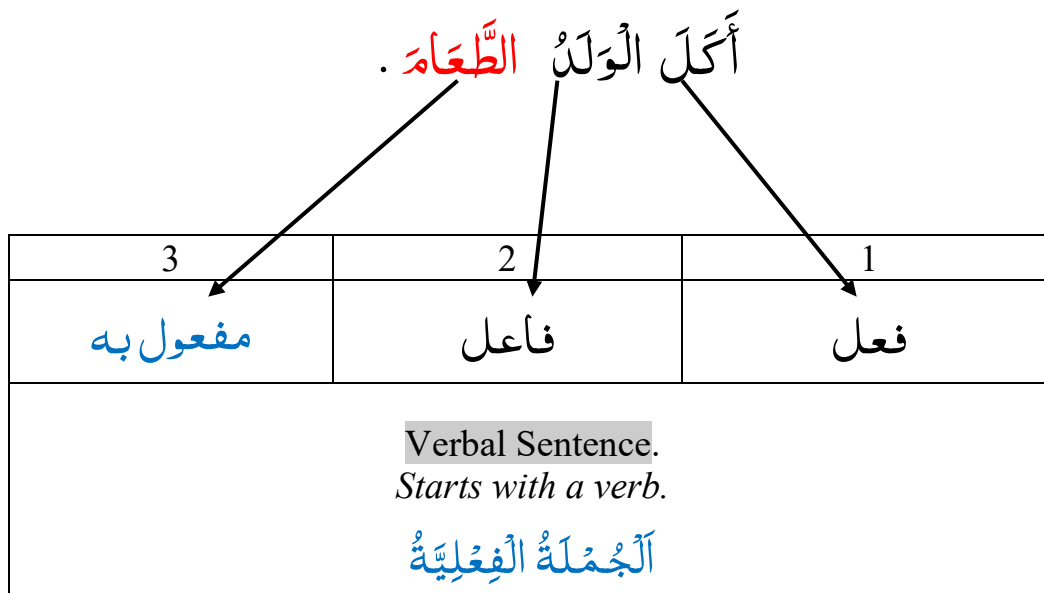
3. In Arabic the Harakah dictates the position of word in sentence. It is therefore very important to pay attention to the Harakah.
4. When reciting the Qur’an, it is thus very important we recite correctly and not alter any Harakaat as this sometimes considerably changes the meaning. If such an error in made in Salaah then it will have to be repeated.
5. Notice how the Harakah changes the meaning completely in the following examples:

2 Incorrect. 	1 Correct. 	
حَمَلَ الْكِتَابَ. The book carried.	حَمَلَ الْكِتَابَ. He carried <u>the book</u> .	1
تَحْمِلُ حَقِيْبَةً. A bag is carrying.	تَحْمِلُ حَقِيْبَةً. She is carrying <u>a bag</u> .	2
تَفْهَمُ (يَفْهَمُ) الدَّرْسَ. The lesson understood.	تَفْهَمُ الدَّرْسَ. She is understanding <u>the lesson</u> .	3
لَا يَشْرَبُ الْعَصِيْرَ. The juice is not drinking.	لَا يَشْرَبُ الْعَصِيْرَ. He is not drinking <u>the juice</u> .	4
خَلَقَ اللهُ. He created Allah ¹ .	خَلَقَ اللهُ. Allah created.	5

¹ العياذ بالله.

Analysis:

أَكَلَ الْوَلَدُ الطَّعَامَ .
The boy ate the food.



Important!

- You must analyse EVERY sentence.
- This means you determine all the words of a sentence. You find out why the word contains a Dhamma, Fatha or Kasra.
- Analysis of the sentence ensures you UNDERSTAND the sentence.
- Analysis of the sentence also ensures you translate it correctly.
- The Arabic word for analysis is:

تَرْكِيب

We will learn more about analysis as our lessons progress.

Exercise 1

Ensure you determine the different parts of the sentence and type of sentence.
Ensure the Harakah of each word is correct.

English	Arabic	
	أَكَلَ الشَّابُّ التُّفَّاحَ.	1
	أَكَلَ التُّفَّاحَ.	2
	مَضَعَ الرَّجُلُ تُفَّاحًا.	3
	مَضَعَ تُفَّاحًا.	4
	فَتَحَ الْوَلَدُ الْبَابَ.	5
	فَتَحَ الْبَابَ.	6
	كَسَرَ وَلَدٌ قَلَمًا.	7
	كَسَرَ قَلَمًا.	8
	مَا كَسَرَ قَلَمًا.	9

Note how different verbs have been used with the object:

	وَجَدَ التَّاجِرُ مَوْزًا.	10
	وَجَدَ مَوْزًا.	11
	وَجَدُوا مَوْزًا.	12
	وَجَدْتُ مَوْزًا.	13
	وَجَدَتْ مَوْزًا.	14
	قَرَأَ خَالِدٌ كِتَابًا.	15
	قَرَأَ كِتَابًا.	16
	قَرَأْتُ كِتَابًا.	17
	قَرَأْتُ كِتَابًا.	18

The above are all Verbal Sentences.

الْجُمْلَةُ الْفِعْلِيَّةُ

Exercise 2

Ensure you determine the different parts of the sentence and type of sentence.

Ensure the Harakah of each word is correct.

	طَبَخَ الْخَبَّازُ اللَّحْمَ .	1
	طَبَخَ اللَّحْمَ .	2
	فَتَحَ الْمُدِيرُ بَابًا .	3
	فَتَحَ بَابًا .	4
	قَرَأَ الْقُرْآنَ .	5
	قَرَأْتُ الْقُرْآنَ .	6

Note how two objects have been used in the following sentences:

	أَخَذْتُ كِتَابًا .	7
	أَخَذْتُ كِتَابًا وَقَلَمًا .	8
	شَرِبْتُ الْمَاءَ وَالشَّايَ .	9
	مَا شَرِبَ الْقَهْوَةَ وَالْعَصِيرَ .	10
	أَكَلْتُ الْخُبْزَ .	11
	أَكَلْتُ الْخُبْزَ وَاللَّحْمَ .	12
	أَكَلْنَا طَعَامًا وَلَحْمًا .	13
	مَا حَمَلَ حَقِيبَةً .	14
	مَا حَمَلْتُ حَقِيبَةً .	15
	مَا حَمَلَ حَقِيبَةً وَكُرْسِيًّا .	16
	مَا حَمَلْتُ حَقِيبَةً وَكُرْسِيًّا .	17

The above are all Verbal Sentences.

الْجُمْلَةُ الْفِعْلِيَّةُ

Exercise 3

Fill in the blanks and ensure you determine the different parts of the sentence and type of sentence.

Ensure the Harakah of each word is correct.

English	Arabic	
 شَرِبَ الْمُهَنْدِسُ	1
 أَكَلَ الطَّيِّبُ	2
 ضَرَبْتُ	3
 مَا نَصَرْتُ	4
 فَتَحْنَا	5
 مَا لَيْسَ ثَوْبًا.	6
 وَجَدُوا	7
 لَعِقَ مِلْعَقَةً.	8
 لَعِقْتُ مِلْعَقَةً.	9
 مَا طَبَخْتَ الْبِنْتُ	10
 لَا نَشْرَبُ	11
 نَعْبُدُ	12

The above are all Verbal Sentences.

الْجُمْلَةُ الْفِعْلِيَّةُ

Exercise 4 – Consolidation

Ensure you determine the different parts of the sentence and type of sentence.
Ensure the Harakah of each word is correct.

English	Arabic	
	مَا كَسَرَتْ نَظَّارَةً .	1
	سَمِعْنَا الْجَرَسَ .	2
	مَا جَرَحَ الْعُرَابُ الْفَأْرُ .	3
	إِنَّ الدَّوَاءَ حَلُو .	4
	كَانَ الشَّاي حَارًّا .	5
	يَمْدَحُونَ الطَّالِبَ .	6
	نَذَهَبُ إِلَى الْبَيْتِ .	7
	الْمَجَلَّةُ مُلَوَّنَةٌ .	8
	يَكْتُبُونَ الْمَجَلَّةَ .	9
	مَضَعْتُ التَّيْنَ وَالْعِنَبَ .	10
	الْمِكْنَسَةُ مَكْسُورَةٌ .	11
	هَرَبَ الْفَأْرُ إِلَى الطَّعَامِ .	12
	قَتَلَتِ الْحَيَّةُ بِالْحَجَرِ .	13
	تَغْسِلُ الْخَادِمَةُ الثُّوبَ بِالصَّابُونِ .	14
	تَقْطَعُ الْأُمُّ اللَّحْمَ بِالسَّكِّينِ .	15
	أَشْرَبَ الشَّايَ وَلَا أَشْرَبَ الْقَهْوَةَ .	16
	يَهْرُبُ السَّارِقُ مِنَ الدُّكَّانِ إِلَى الْفِصْلِ .	17
	ذَهَبَ الطَّالِبُ إِلَى الْمَدْرَسَةِ وَجَلَسَ فِي الْفِصْلِ .	18
	سَمِعُوا الْأَذَانَ وَذَهَبُوا إِلَى الْمَسْجِدِ .	19

Exercise 5

Homework:

1. Find out the meanings of the following past tense verbs.
2. Make a verbal sentence (verb + doer + object) from each.
3. Ensure the Harakah is correct.
4. Memorise the meanings of these verbs.

Sentence & Translation	Past tense verb	
	لَيْسَ	1
	طَبَّخَ	2
	زَمَّرَعَ	3
	وَزَّنَ	4
	حَفِظَ	5
	مَضَّغَ	6
	فَهَمَ	7
	رَأَى	8
	لَعِقَ	9
	غَسَلَ	10

The above are all Verbal Sentences.

الْجُمْلَةُ الْفِعْلِيَّةُ

Exercise 6

	English	Arabic
1	The tea is hot.	
2	The coffee is hot.	
3	The food is cold.	
4	The food was cold.	
5	Indeed the kitchen is big.	
6	The kitchen is big.	
7	The street is clean.	
8	Verily the street is clean.	

Using prepositions:

9	The man is in the shop.	
10	The man was in the shop.	
11	The mouse is in the kitchen.	
12	Indeed, the mouse is in the kitchen.	

Exercise 7

	English	Arabic
1	I drank the medicine .	
2	She drank the tea .	
3	I did not enter the school .	
4	He heard the bell .	
5	We did not hear the bell .	
6	They killed the snake .	

Using prepositions:

7	She blew in the fire.	
8	We ran from the airport.	
9	We carried the stone until the classroom.	
10	He carried a stone from the house to the classroom.	

Verb, Doer (apparent noun) and Object:

11	The merchant ate.	
12	A merchant ate.	
13	Allah provided.	
14	The teacher opened the door.	

Vocabulary Bank

1	عَيْن	Eye
2	شَفَاة	Lip
3	شَعْر	Hair
4	لِسَان	Tongue
5	أَنْف	Nose
6	حَاجِب	Eyebrow
7	أُذُن	Ear
8	رَأْس	Head
9	وَجْه	Face
10	فَم	Mouth
11	جَبْهَة	Forehead
12	سِن	Tooth
13	ذَقْن	Chin
14	يَد	Hand
15	ذِرَاع	Arm
16	ظَفْر	Fingernail
17	إِصْبَع	Finger
18	رِجْل	Leg
19	قَدَم	Foot
20	رُكْبَة	Knee

Vocabulary Bank – Cont.

21	فَخِذٌ	Thigh
22	كَعْبٌ	Heel
23	قَلْبٌ	Heart
24	رَقَبَةٌ	Neck
25	كَتِفٌ	Shoulder
26	صَدْرٌ	Chest
27	ظَهْرٌ	Back
28	بَطْنٌ	Tummy
29	مَعْدَاةٌ	Stomach
30	جِسْمٌ	Body

Updated: 01.10.2025